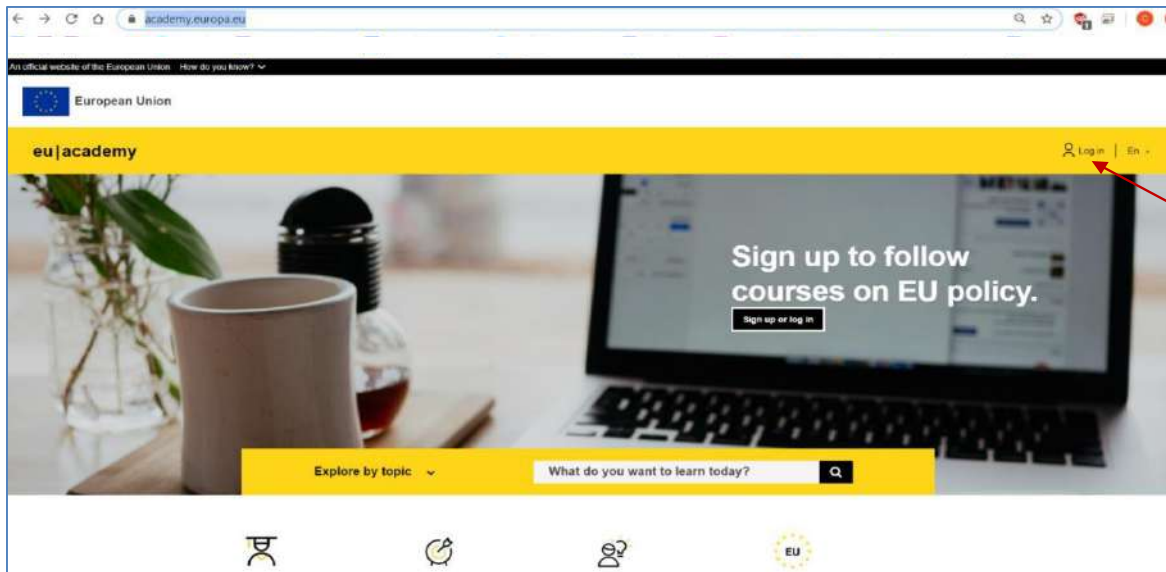


STEP BY STEP GUIDE

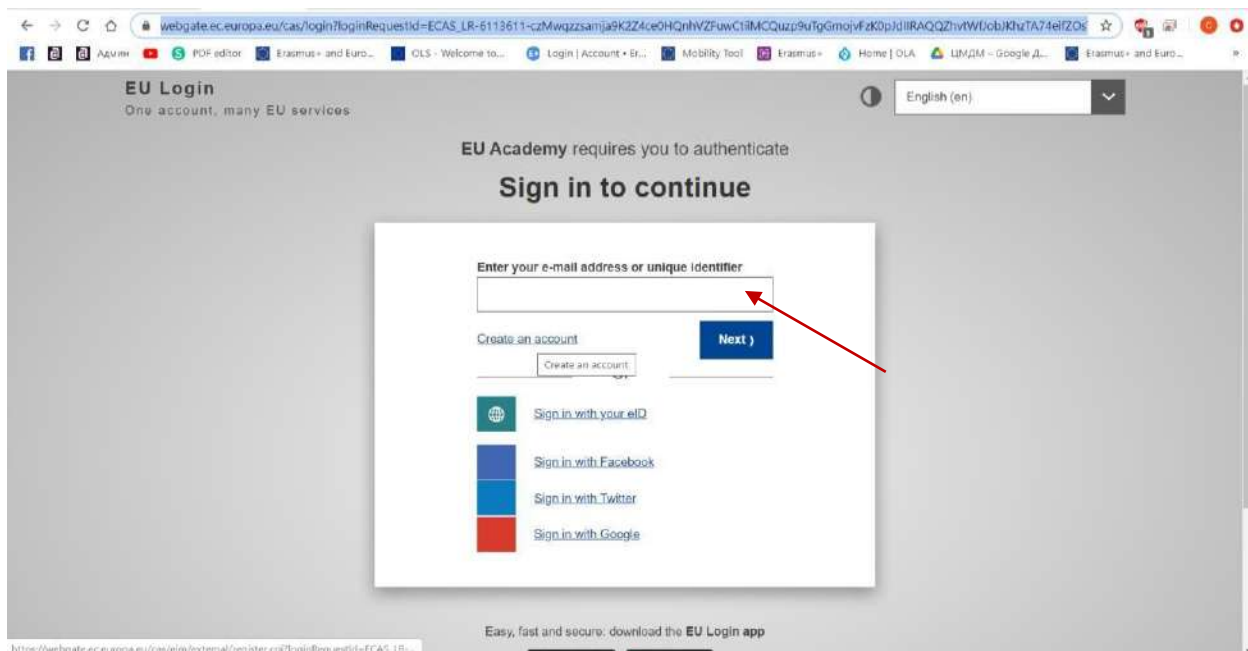
How to accomplish an **OLS test/course** on the platform EU Academy

1. Write <https://academy.europa.eu/>. Press enter. Go to “Log in”



2. Enter your e-mail address below:

https://webgate.ec.europa.eu/cas/login?loginRequestId=ECAS_LR-6113611-czMwqzzsamja9K2Z4ce0HQnhVZFuwCtiiMCQuzp9uTgGmojvFzK0pJdIIIRAQQZhvWfJobJKhzTA74eifZOsTJU-G-rS0vSrmBGYC6psMMGixCXa-XW2BIHt4to01KGTBTaK2SepqoaFPS8Xzk3PVBcVArnwOKfs7Q389IRyiHliey0nx5I5t5Lmg1WRJNA4uzRBqezm



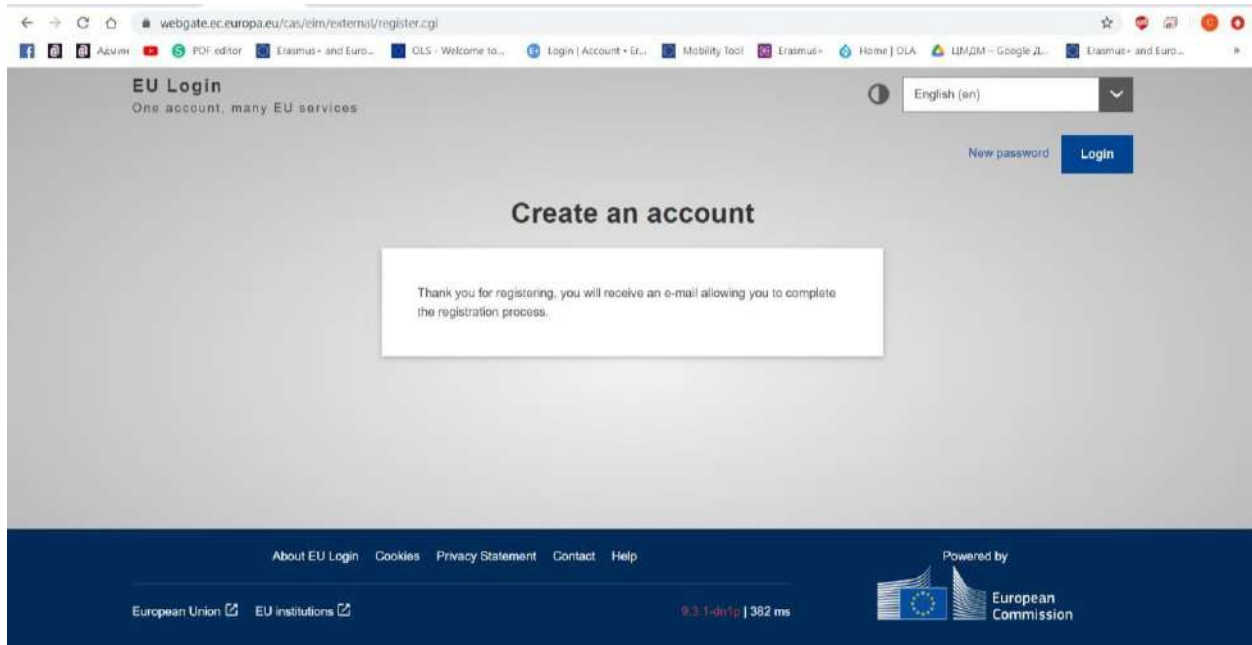
3. Write your names, etc.

https://webgate.ec.europa.eu/cas/eim/external/register.cgi?loginRequestId=ECAS_LR-6113611-czMwqzssamja9K2Z4ce0HQnhVZFuwCtiimCQuzp9uTgGmojvFzK0pJdIIRAQQZhvTfWfJobJKhzTA74eifZOsTJUG-rS0vSrmBGYC6psMMGixCXa-XW2BIHt4to01KGTBTaK2SepqoaFPS8Xzk3PVBcVArwQKfs7Q389IRyiHliey0nx5I5t5Lmg1WRJNA4uzRBqezm

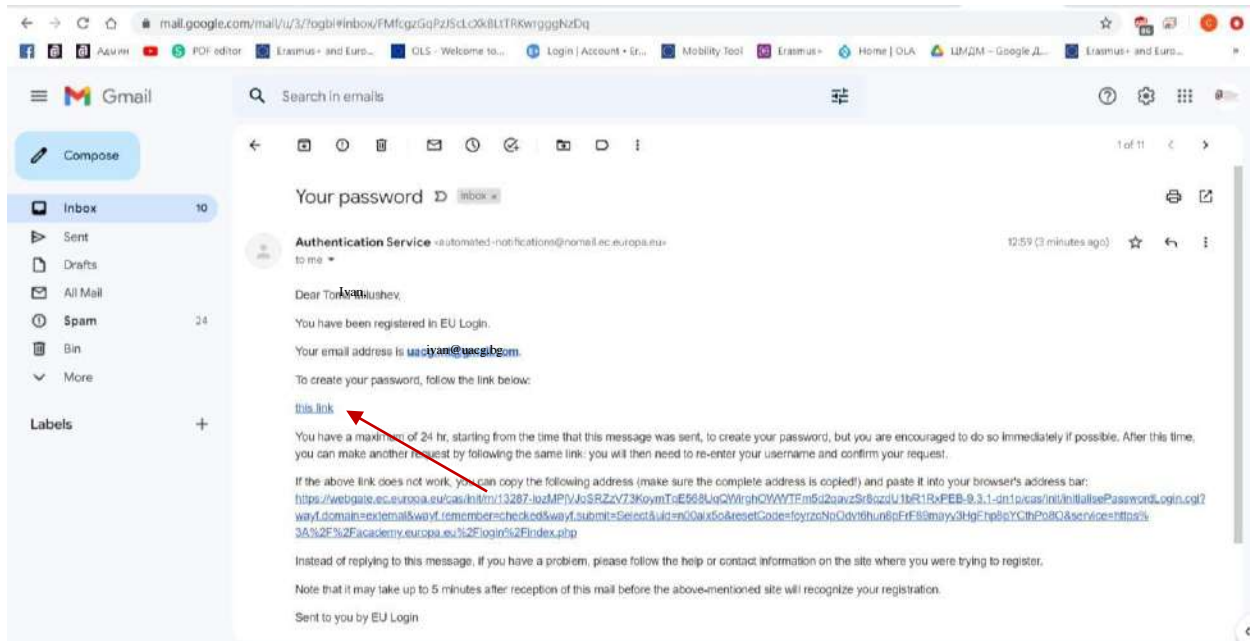
The screenshot shows a web browser window with the URL webgate.ec.europa.eu/cas/eim/external/register.cgi?loginRequestId=ECAS_LR-6113611-czMwqzssamja9K2Z4ce0HQnhVZFuwCtiimCQuzp9uTgGmojvFzK0pJdIIRAQQZhvTfWfJobJKhzTA74eifZOsTJUG-rS0vSrmBGYC6psMMGixCXa-XW2BIHt4to01KGTBTaK2SepqoaFPS8Xzk3PVBcVArwQKfs7Q389IRyiHliey0nx5I5t5Lmg1WRJNA4uzRBqezm. The page title is "Create an account". Below the title is a link for "Help for external users". The form contains the following fields: "First name" (with a red arrow pointing to it), "Last name", "E-mail", "Confirm e-mail", "E-mail language" (set to "English (en)"), and "Enter the code". There are refresh and submit buttons at the bottom of the form.

4. Agree, press “create an account”

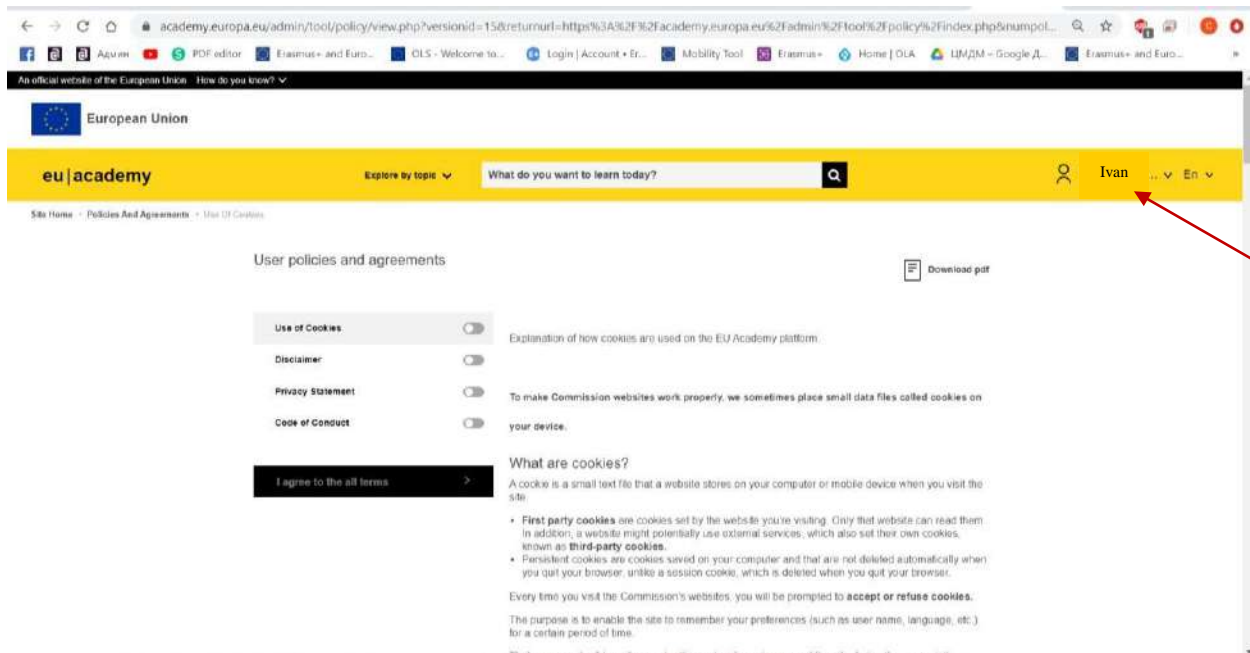
This screenshot shows the same registration form as above, but with the "Enter the code" field filled with "Bkry". Below the code field is a CAPTCHA image showing the number "8". A red box highlights the text: "By checking this box, you acknowledge that you have read and understood the privacy statement. You must agree with the privacy statement to proceed." A red arrow points to this box. Below the text is a checked checkbox. At the bottom of the form are two buttons: "Create an account" (highlighted with a red arrow) and "Cancel". The footer of the page includes links for "About EU Login", "Cookies", "Privacy Statement", "Contact", and "Help", along with the "Powered by European Commission" logo and the text "European Union | EU institutions | 9:31:46:17 | 4 ms".



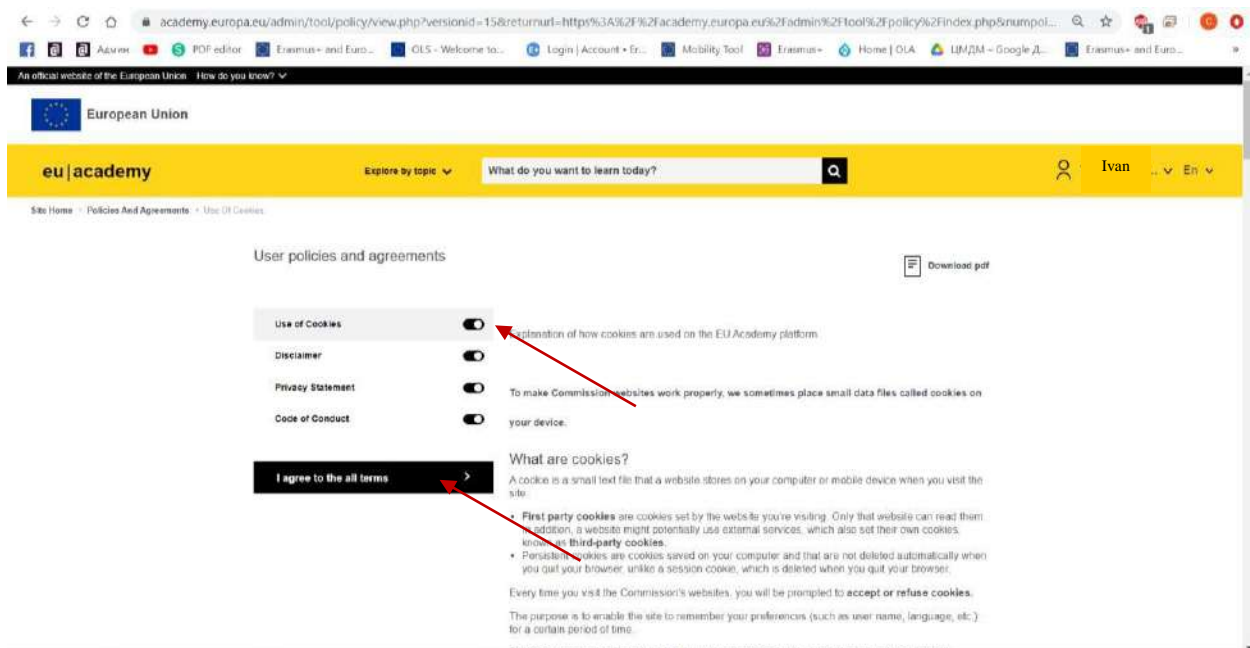
5. Go to your e-mail. Follow the link:



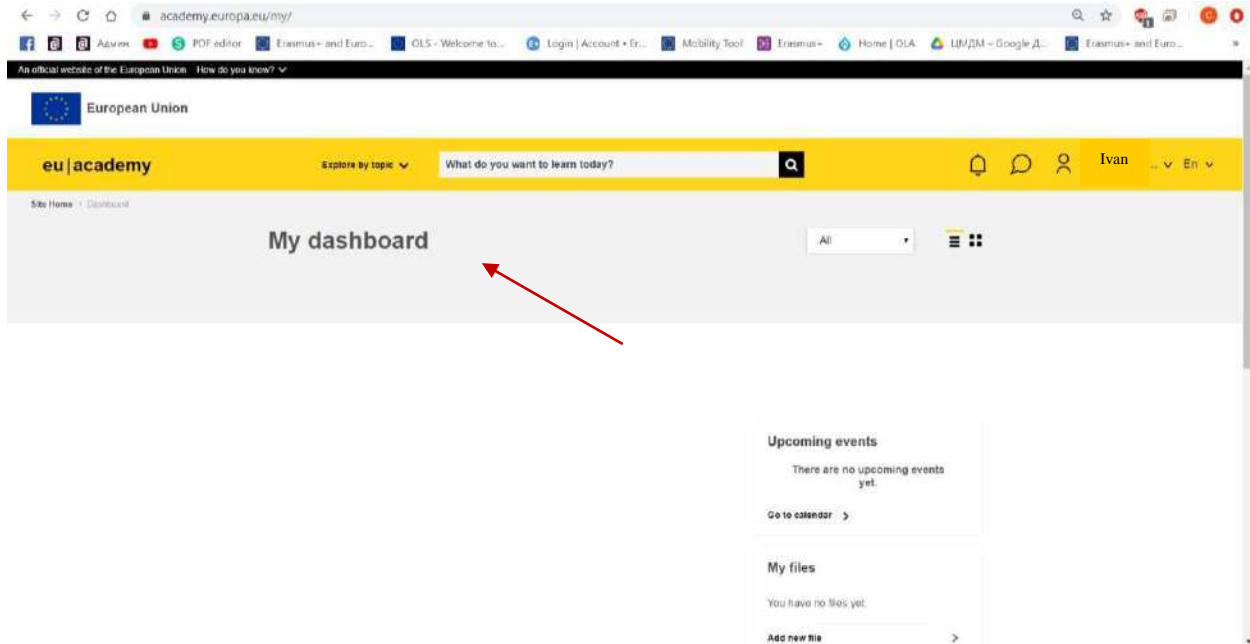
6. Type a password, confirm the password in the dialog window. Then You re logged and automatically redirected here:



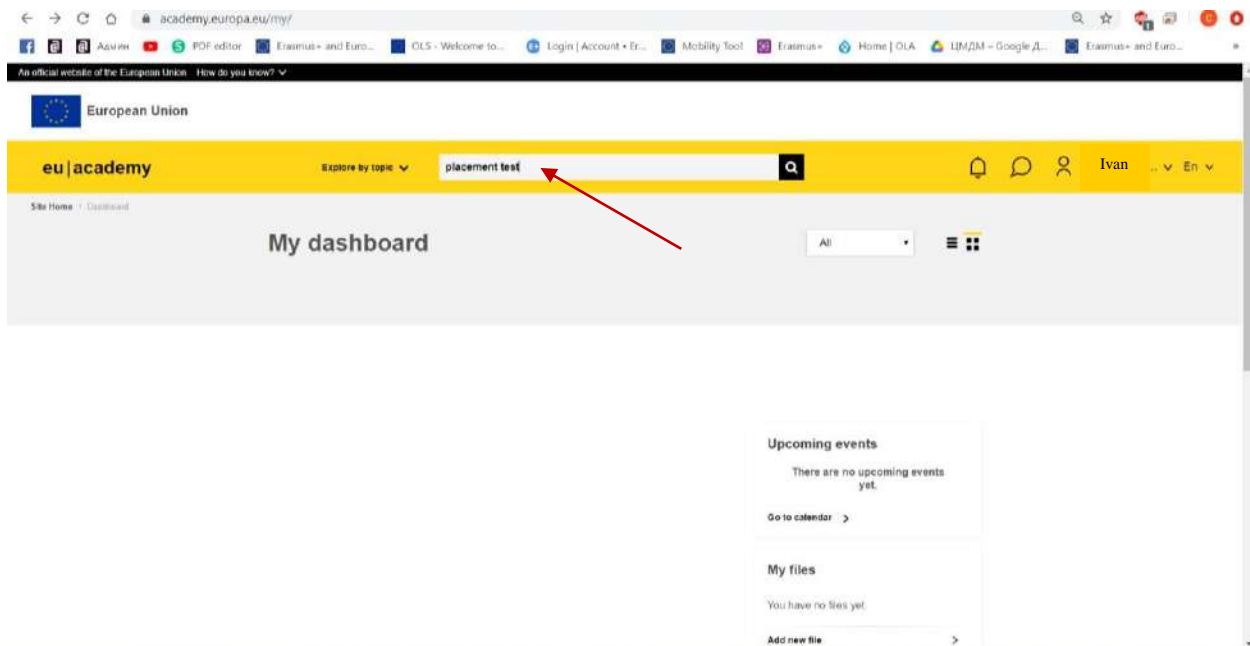
7. Agree to all terms, press the button:



8. This is the Dashboard:



9. Write “placement test” in the search field and click on the search tool:



10. Find your language – English, German, Spanish, Italian, French..

The screenshot shows the eu|academy search results page. The browser address bar displays 'academy.europa.eu/search/index.php?q=placement-test'. The page header includes the European Union logo and the text 'An official website of the European Union'. The main navigation bar features the 'eu|academy' logo, a search bar with the text 'What do you want to learn today?', and a user profile for 'Ivan'. Below the navigation bar, there are 34 search results. The results are filtered by 'Topic', 'Level', 'Language', 'Duration', 'Type', 'Curriculum', and 'Provider'. The first three results are 'Slovene Placement Test', 'German Placement Test', and 'Irish Placement Test'. The 'German Placement Test' is highlighted with a red arrow. The 'German Placement Test' card shows a rating of 4.3 (10) and a duration of 'Less than an hour'.

For example:

The screenshot shows the course page for 'German Placement Test'. The browser address bar displays 'academy.europa.eu/local/euacademy/pages/course/assessment-overview.php?title=german-placement-test'. The page header includes the European Union logo and the text 'An official website of the European Union'. The main navigation bar features the 'eu|academy' logo, a search bar with the text 'What do you want to learn today?', and a user profile for 'Ivan'. Below the navigation bar, the course title 'German Placement Test' is displayed, along with the duration 'Less than an hour' and the level 'Novice'. A red arrow points to the course title. To the right of the title is a card with a woman thinking and a document icon, with the text 'Enrol' below it. Below the course title, there are sections for 'Assessment details', 'Target audience', and 'Offered by'. The 'Assessment details' section states: 'Knowing your language level is a great starting point to reach your learning goals faster! Take a few minutes to complete the placement test below and let us recommend the course that suits you best.' The 'Target audience' section states: 'Erasmus+ European Solidarity Corps'. The 'Offered by' section states: 'This content is provided by the European Commission. The European Commission is the European...'

11. Click enroll:

The screenshot shows the 'German Placement Test' page on the eu|academy website. The page features a yellow header with the site logo, navigation links, and a search bar. Below the header, the main content area displays the test title 'German Placement Test' with a sub-header 'Less than an hour' and 'Novice'. To the right of the title is a large image of a woman thinking, with a document icon overlaid. Below the image is a yellow 'Enroll' button with a right-pointing arrow. A red arrow points to this button. Below the main content, there are sections for 'Assessment details', 'Target audience', and 'Offered by'. The 'Assessment details' section includes a paragraph: 'Knowing your language level is a great starting point to reach your learning goals faster! Take a few minutes to complete the placement test below and let us recommend the course that suits you best.' The 'Target audience' section lists 'Erasmus+ European Solidarity Corps'. The 'Offered by' section states: 'This content is offered by the European Commission. The European Commission is the European...'. The URL in the browser's address bar is 'https://academy.europa.eu/local/euacademy/bases/course/assessment-overview.php?...&catve=aim'.

12. Start assessment:

The screenshot shows the 'German Placement Test' page on the eu|academy website, specifically the assessment overview page. The page features a yellow header with the site logo, navigation links, and a search bar. Below the header, the main content area displays the test title 'German Placement Test' with a sub-header 'Less than an hour' and 'Novice'. Below the title is a dark grey 'Start assessment' button with a right-pointing arrow. A red arrow points to this button. To the right of the title is a large image of a woman thinking, with a document icon overlaid. Below the main content, there are sections for 'Assessment details', 'Target audience', and 'Offered by'. The 'Assessment details' section includes a paragraph: 'Knowing your language level is a great starting point to reach your learning goals faster! Take a few minutes to complete the placement test below and let us recommend the course that suits you best.' The 'Target audience' section lists 'Erasmus+ European Solidarity Corps'. The 'Offered by' section states: 'This content is offered by the European Commission. The European Commission is the European...'. The URL in the browser's address bar is 'https://academy.europa.eu/courses/german-placement-test/view/?to:match=dashbo...&catve=aim'.

Finish the test!